


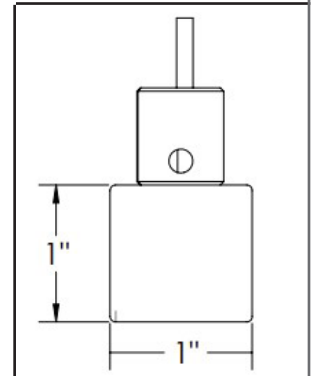
AIRELIGHT® LINEAR2 1.0 PENDANT



AIRELIGHT® LINEAR2 1.0 PENDANT



PROFILE



DESCRIPTION

The Airelight Linear2 1.0 Pendant offers a versatile lighting solution with a modern aesthetic. Available in lengths from 2-8', the Airelight Linear2 1.0 Pendant provides the desired amount of light while exhibiting a compact, minimalist design. Mount sections individually or link together end to end to create geometric shapes or longer runs of lighting. Utilizing an anodized aluminum housing, the Airelight Pendant weighs less than 24oz per foot and can be suspended from drywall, open beam, or nearly any ceiling type and height. All mounting hardware included.

Applications: Office, Retail, Residential, Universities, & Various Environments

SPECIFICATIONS

Finish Options	Clear Anodized, Black Anodized, White Powdercoat, Custom Powdercoat
Color Temperature	4000K, 3500K, 3000K, 2700K
Part Number(s)	See Product Code on pg. 3
Beam Angle	Lambertian
Power Consumption	7.2W per foot
Lumens Per Foot (Direct)	653 lumens/ft (4000K / 90CRI)
CRI	90+
Dimensions	W 1.0" x H 1.0" x L ((2'-8') Available in 12" increments)
Operating Voltage	24VDC
Dimming	via Compatible Low Voltage PWM or 0-10V
Rating	Dry/Damp Rated
Warranty	5 Years

Certifications



877.298.0092



goldeneyelighting.com

V 1.2

AIRELIGHT® LINEAR2 1.0 PENDANT



AIRELIGHT® LINEAR2 1.0 PENDANT

LIGHT SPECIFICATIONS

PERFORMANCE

Light Fixture	Airelight Linear2 ES 1.0		<u>Linear ES 1.0</u>
Directional Lighting	Direct	Lumens Per Foot	638 @ 3500K
Beam Angle	Lambertian	Efficacy (lms/W)	89 @ 3500K
Lens Aperture	1" Wide	Power	7.2W linear foot
Controls	0-10VDC / Wireless	CRI	90+
Rating	Suitable for Dry Locations		

MATERIAL SPECIFICATIONS

Product Name	Airelight Linear2 ES 1.0 Pendant
Housing	Anodized Aluminum (See Finish Colors on pg. 3)
Mounting Hardware	Griplock® Powered Suspension System / Aircraft Cable
Warranty	5 year limited warranty
Size Range	Length: 2'-8' (Sections can be linked for longer runs)

877.298.0092



goldeneyelighting.com

V 1.2

AIRELIGHT® LINEAR2 1.0 PENDANT



AIRELIGHT® LINEAR2 1.0 PENDANT

PRODUCT CODE



(1) AIRELIGHT TYPE	AL2P - AIRELIGHT LINEAR2 PENDANT	
(2) LIGHT FIXTURE	1 - 1.0 ES (1.0" Width)	
(3) LENGTH	2' - 8' (12" Increments)	
(4) COLOR TEMP	27 - 2700K / 90CRI 30 - 3000K / 90CRI 35 - 3500K / 90CRI 40 - 4000K / 90CRI	
(5) SUSPENSION SYSTEM	PS - POWER SUSPENSION AC - AIRCRAFT CABLE	
(6) SUSPENSION LENGTH	<u>PS</u> 48 - 48" 120 - 120" 180 - 180" 240 - 240"	<u>AC</u> 24 - 24" 48 - 48" 96 - 96" 120 - 120" 150 - 150" 180 - 180"
(7) FINISH COLOR	AL- CLEAR ANODIZED BK - BLACK ANODIZED WT - WHITE POWDERCOAT (add'l charges apply) RAL# - CUSTOM POWDERCOAT (add'l charges apply)	

AIRELIGHT® LINEAR2 1.0 PENDANT



AIRELIGHT® LINEAR2 1.0 PENDANT

POWER SUPPLY SELECTION

Airelight luminaires require an external DC power supply for operation. Identify total system wattage needed. Order the type and quantity of Class 2, 24VDC Power Supply(s) that meets your requirement.

Power Supply Calculation
 Linear Feet Required x Power Consumption (7.2W) =
 Total System Wattage

e.g. : 12ft x 7.2W = 86.4W (See Table A)

POWER SUPPLY COMPATIBILITY FOR AIRELIGHT™ SYSTEM

Total System Wattage	Compatible Power Supply
< 60W	SKU# 62569
< 100W	SKU# 97422
<200W	SKU# 84035

Table A

POWER SUPPLIES

SKU#	Description
84035	Amperor 2X 100W, 24V, 0-10V Dimmable, Class 2, LED Driver
97422	Amperor 100W, 24V, 0-10V Dimmable, Class 2, LED Driver
62569	Amperor 60W, 24V, 0-10V Dimmable, Class 2, LED Driver

CONTROLS

31935	Illumra Wireless Dimmer #E9X-D02FL	
83374	Illumra Single Rocker Switch #E9T-S1AWH	
25251	Illumra Dual Rocker Switch #E9T-S2AWH	
		*Airelight Luminaires are compatible w/most lighting control systems from Lutron, Hubbel, etc. via 0-10V. For installations that require a wireless interface, the above options are available.

AIRELIGHT[®] LINEAR2 1.0 PENDANT

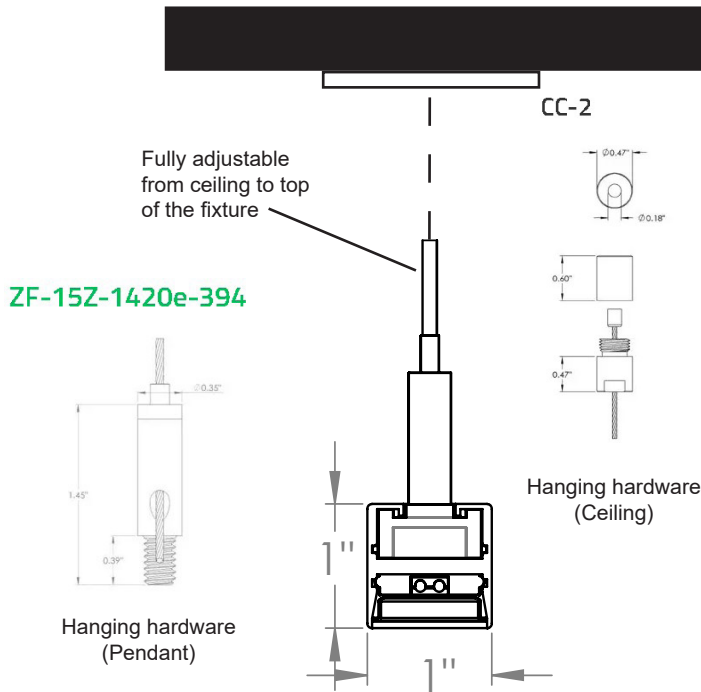


AIRELIGHT[®] LINEAR2 1.0 PENDANT

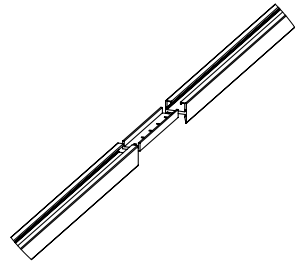
GEOMETRIC SHAPES

The Airelight™ Linear 1.0 Pendant can be configured in various geometric shapes. Below is an example of a standard rectangle design. Consult your local sales representative to explore this or additional shape options.

SUSPENSION

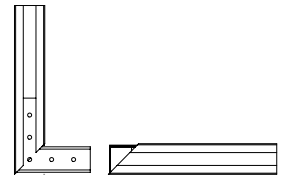


JOINER(STRAIGHT)




Connect pendant sections with straight joiner pcs. and provided hardware

JOINER(ANGLE)



Connect pendant corners with angle joiner pcs. and provided hardware

RECTANGLE PENDANT INSTALLATION



PENDANT LAYOUT (8'X12')

