


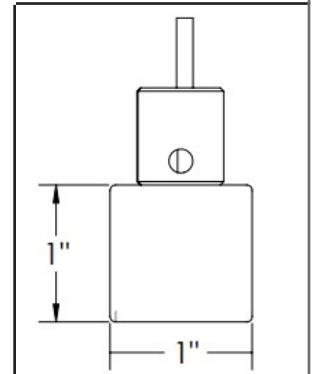
AIRELIGHT® LINEAR2 1.0 PENDANT



AIRELIGHT® LINEAR2 1.0 PENDANT



PROFILE



DESCRIPTION

The Airelight Linear2 1.0 Pendant offers a versatile lighting solution with a modern aesthetic. Available in lengths from 2-8', the Airelight Linear2 1.0 Pendant provides the desired amount of light while exhibiting a compact, minimalist design. Mount sections individually or link together end to end to create geometric shapes or longer runs of lighting. Utilizing an anodized aluminum housing, the Airelight Pendant weighs less than 24oz per foot and can be suspended from drywall, open beam, or nearly any ceiling type and height. All mounting hardware included.

Applications: Office, Retail, Residential, Universities, & Various Environments

SPECIFICATIONS

Finish Options	Clear Anodized, Black Anodized, White Powdercoat, Custom Powdercoat
Color Temperature	4000K, 3500K, 3000K, 2700K
Part Number(s)	See Product Code on pg. 3
Beam Angle	Lambertian
Power Consumption	7.2W per foot
Lumens Per Foot (Direct)	653 lumens/ft (4000K / 90CRI)
CRI	90+
Dimensions	W 1.0" x H 1.0" x L ((2'-8') Available in 12" increments)
Operating Voltage	24VDC
Dimming	via Compatible Low Voltage PWM or 0-10V
Rating	Dry/Damp Rated
Warranty	5 Years

Certifications



877.298.0092



goldeneyelighting.com

V 1.2

AIRELIGHT® LINEAR2 1.0 PENDANT



AIRELIGHT® LINEAR2 1.0 PENDANT

LIGHT SPECIFICATIONS

PERFORMANCE

Light Fixture	Airelight Linear2 ES 1.0		<u>Linear ES 1.0</u>
Directional Lighting	Direct	Lumens Per Foot	638 @ 3500K
Beam Angle	Lambertian	Efficacy (lms/W)	89 @ 3500K
Lens Aperture	1" Wide	Power	7.2W linear foot
Controls	0-10VDC / Wireless	CRI	90+
Rating	Suitable for Dry Locations		

MATERIAL SPECIFICATIONS

Product Name	Airelight Linear2 ES 1.0 Pendant
Housing	Anodized Aluminum (See Finish Colors on pg. 3)
Mounting Hardware	Griplock® Powered Suspension System / Aircraft Cable
Warranty	5 year limited warranty
Size Range	Length: 2'-8' (Sections can be linked for longer runs)

877.298.0092



goldeneyelighting.com

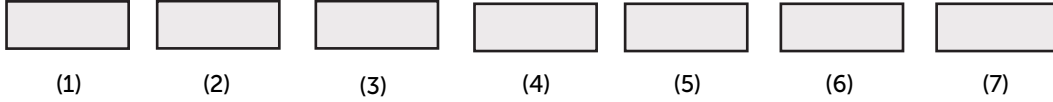
V 1.2

AIRELIGHT® LINEAR2 1.0 PENDANT



AIRELIGHT® LINEAR2 1.0 PENDANT

PRODUCT CODE



(1) AIRELIGHT TYPE	AL2P - AIRELIGHT LINEAR2 PENDANT	
(2) LIGHT FIXTURE	1 - 1.0 ES (1.0" Width)	
(3) LENGTH	2' - 8' (12" Increments)	
(4) COLOR TEMP	27 - 2700K / 90CRI 30 - 3000K / 90CRI 35 - 3500K / 90CRI 40 - 4000K / 90CRI	
(5) SUSPENSION SYSTEM	PS - POWER SUSPENSION AC - AIRCRAFT CABLE	
(6) SUSPENSION LENGTH	<u>PS</u> 48 - 48" 120 - 120" 180 - 180" 240 - 240"	<u>AC</u> 24 - 24" 48 - 48" 96 - 96" 120 - 120" 150 - 150" 180 - 180"
(7) FINISH COLOR	AL- CLEAR ANODIZED BK - BLACK ANODIZED WT - WHITE POWDERCOAT (add'l charges apply) RAL# - CUSTOM POWDERCOAT (add'l charges apply)	

AIRELIGHT® LINEAR2 1.0 PENDANT



AIRELIGHT® LINEAR2 1.0 PENDANT

POWER SUPPLY SELECTION

Airelight luminaires require an external DC power supply for operation. Identify total system wattage needed. Order the type and quantity of Class 2, 24VDC Power Supply(s) that meets your requirement.

Power Supply Calculation
 Linear Feet Required x Power Consumption (7.2W) =
 Total System Wattage

e.g. : 12ft x 7.2W = 86.4W (See Table A)

POWER SUPPLY COMPATIBILITY FOR AIRELIGHT™ SYSTEM

Total System Wattage	Compatible Power Supply
< 60W	SKU# 62569
< 100W	SKU# 97422
<200W	SKU# 84035

Table A

POWER SUPPLIES

SKU#	Description
84035	Amperor 2X 100W, 24V, 0-10V Dimmable, Class 2, LED Driver
97422	Amperor 100W, 24V, 0-10V Dimmable, Class 2, LED Driver
62569	Amperor 60W, 24V, 0-10V Dimmable, Class 2, LED Driver

CONTROLS

31935	Illumra Wireless Dimmer #E9X-D02FL	
83374	Illumra Single Rocker Switch #E9T-S1AWH	
25251	Illumra Dual Rocker Switch #E9T-S2AWH	
		*Airelight Luminaires are compatible w/most lighting control systems from Lutron, Hubbel, etc. via 0-10V. For installations that require a wireless interface, the above options are available.

AIRELIGHT® LINEAR2 1.0 PENDANT

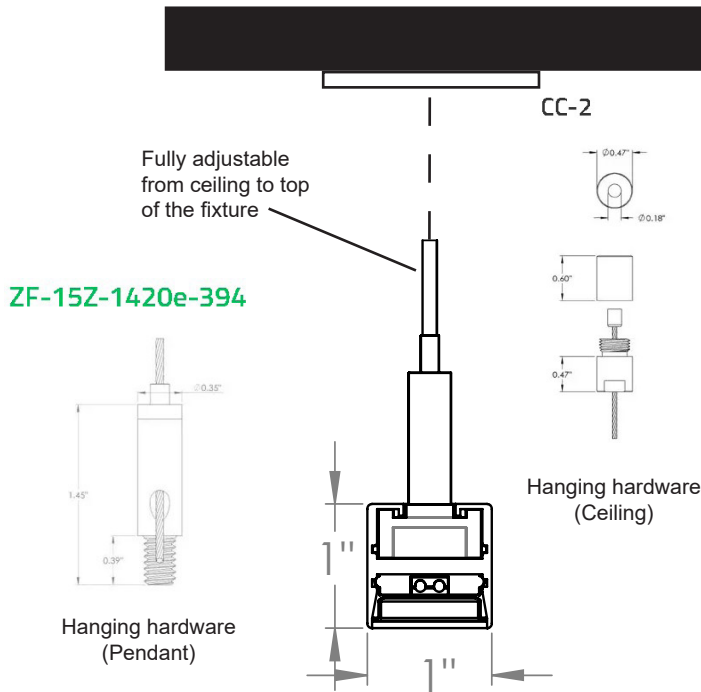


AIRELIGHT® LINEAR2 1.0 PENDANT

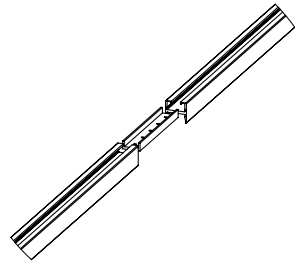
GEOMETRIC SHAPES

The Airelight™ Linear 1.0 Pendant can be configured in various geometric shapes. Below is an example of a standard rectangle design. Consult your local sales representative to explore this or additional shape options.

SUSPENSION

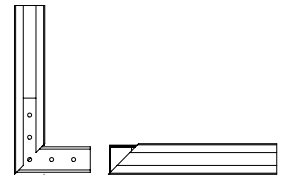


JOINER(STRAIGHT)




Connect pendant sections with straight joiner pcs. and provided hardware

JOINER(ANGLE)




Connect pendant corners with angle joiner pcs. and provided hardware

RECTANGLE PENDANT INSTALLATION



PENDANT LAYOUT (8'X12')



AIRELIGHT™ LINEAR INSTALLATION INSTRUCTIONS

*Airelight™ Linear luminaires should only be connected to 24V Class II drivers. Use of any other power source will cause damage and may void the warranty.

*Only use 18 AWG stranded wire to connect directly to each luminaire. If larger gauge is used for cable drop, reduce to 18 AWG to each luminaire.

*Goldeneye will not be held responsible if the luminaires are not installed according to applicable codes and safety standards.

1. Remove the junction box cover.

2. Make wiring connections from 24V power supply to first luminaire. (Reference cable length chart below)

3. Put junction box cover back on using associated screws.

*Only 18 AWG stranded wire should be inserted into each luminaire.

*Never use solid core wire when connecting to a luminaire.

*Recommended Cable Lengths to Minimize Voltage Drop

Watts	8	12	16	20	24	28	32	36	40	44	48
18 AWG	92 ft	61 ft	46 ft	36 ft	30 ft	26 ft	23 ft	20 ft	18 ft	16 ft	15 ft
16 AWG	146 ft	97 ft	73 ft	58 ft	48 ft	41 ft	36 ft	32 ft	29 ft	26 ft	24 ft
14 AWG	233 ft	155 ft	116 ft	93 ft	77 ft	66 ft	58 ft	51 ft	46 ft	42 ft	38 ft
12 AWG	370 ft	247 ft	185 ft	148 ft	123 ft	105 ft	92 ft	82 ft	74 ft	67 ft	61 ft

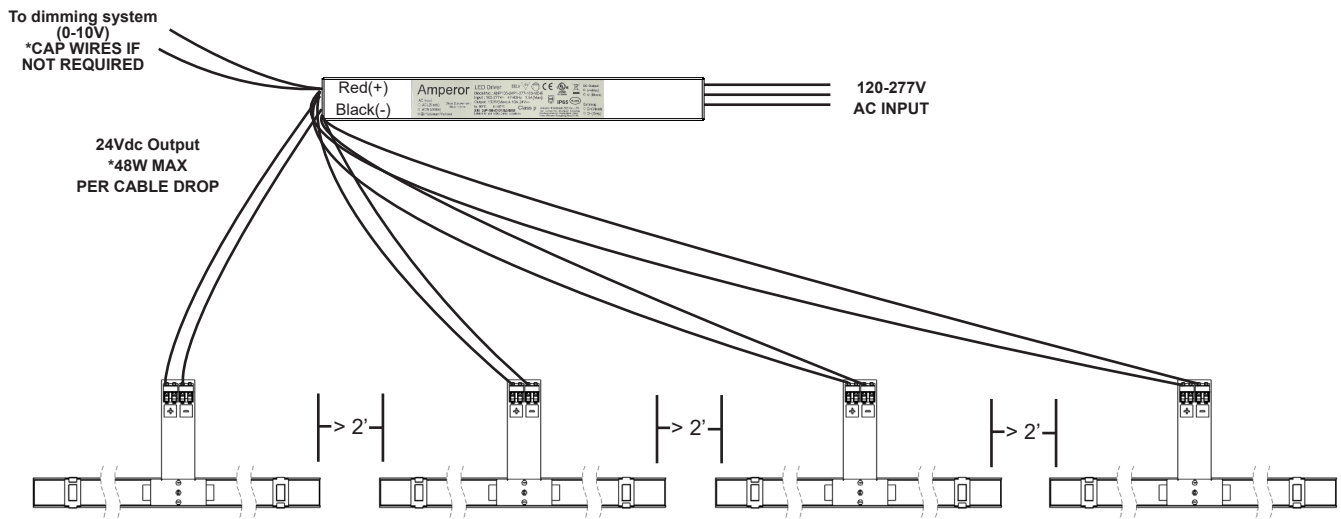
AL-0.5-SC/ES-xx-xx-xx = 4 Watts/ft

*Maximum 48W Per Cable Drop

AL-1.0-SC/ES-xx-xx-xx = 6 Watts/ft

*Connect up to 96% of rated power supply
(Ex: 100W Power Supply: 96W max)

Wiring Example #1: Airelight™ Linear spaced apart (greater than 2' end to end)



Wiring Example #2: Airelight™ Linear mounted end to end (less than 2' end to end)

